Lebanon

Syrian returns & movements snapshot

at 31 March 2025

Returns and deactivations

123,328

estimated Syrian individuals who crossed from Lebanon to Syria since 8 December 2024

97,021

Syrian individuals inactivated from UNHCR's registration records in Lebanon during 2025 due to verified and presumed return

New arrivals to Lebanon

98,988

new arrivals of Syrians since 8 December 2024

Refugee returns

UNHCR estimates some **371,900** Syrians[1] have crossed back to Syria via neighboring countries since 8 December 2024. Of this figure, some **123,328** are estimated[2] to be Syrian individuals returning from or via Lebanon including up to 50% Syrians from abroad transiting through Lebanon or those with residency in Lebanon engaging in temporary or pendular movements.

Movements are currently occurring through both official crossing points and unofficial crossing points where UNHCR border monitoring indicates a substantial proportion of pendular or temporary movements. As a result, accurately tracking the full number of individuals crossing is challenging.

While precise figures of returns are pending returnee registration, UNHCR, together with the Government of Lebanon, will make this information available once voluntary return programmes are implemented. Voluntary return programmes will track detailed records and demographic information, including areas of intended return of Syrian refugees known to UNHCR in Syria and will facilitate cross-border checks and deduplication.

Inactivations due to verified or presumed returns of Syrian refugees registered in Lebanon

UNHCR in Lebanon regularly verifies reported returns of Syrians against its records. So far in 2025, 97,021 individuals[3] have been inactivated from UNHCR's registration records in Lebanon due to verified return or presumed return, including 65,417 individuals who fled during the escalation of hostilities in Lebanon in 2024 and who remained in Syria.

New arrivals

New arrivals of some 98,988 Syrians have been recorded since 8 December 2024 including 71,068 in Bekaa & Hermel in late 2024, and 24,045 in Akkar and North governorates in March 2025 [4].

Illustrative map* of new arrivals by governorate

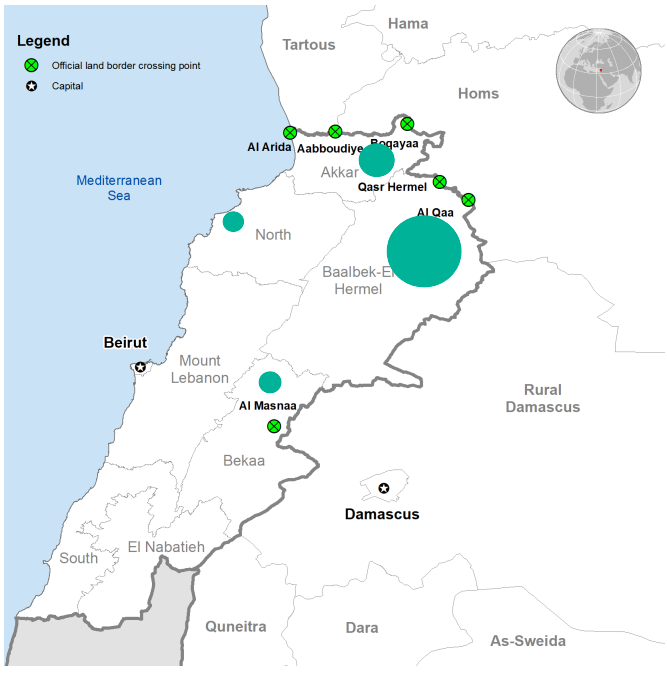

Return inactivations of Syrian refugees in UNHCR records in Lebanon | 2024 vs 2025

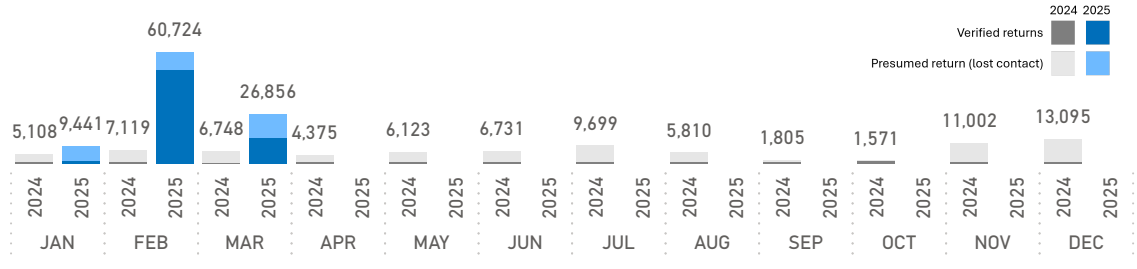

2024 vs 2025 to date

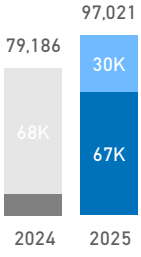

For further information, please contact Juliette Stevenson stevenso@unhcr.org

[1] Regional Flash Update #20 | [2] UNHCR in Syria | [3] UNHCR in Lebanon | [4] Lebanon DRM Unit 31 March 2025 and UNHCR sources

* The boundaries and names shown and the designations used on any map do not imply official endorsement or acceptance by the United Nations.