Durable Solutions

31 January 2024 / Türkiye, Lebanon, Jordan, Iraq, and Egypt

Durable solutions for refugees from Syria are based on a comprehensive protection and solutions strategy which seeks to: 1) support host country and community resilience; 2) enable refugee self-reliance, including access to services, legal work opportunities and livelihoods; 3) expand access to resettlement in third countries and other complementary pathways, and; 4) plan for the return of refugees to Syria, on a voluntary basis, when conditions for a safe, dignified and sustainable return are in place.

Registered Syrian Refugees in Host Countries

5,095,219
total Registered Syrian Refugees as of 31 January 2024
(Total includes Türkiye, Lebanon, Jordan, Iraq, Egypt, and North Africa)

Türkiye
3,194,081
registered Syrian refugees

Lebanon
784,884
registered Syrian refugees

Jordan
643,199
registered Syrian refugees

Iraq
273,258
registered Syrian refugees

Egypt
154,794
registered Syrian refugees

More on Population

Regional Returns per Year

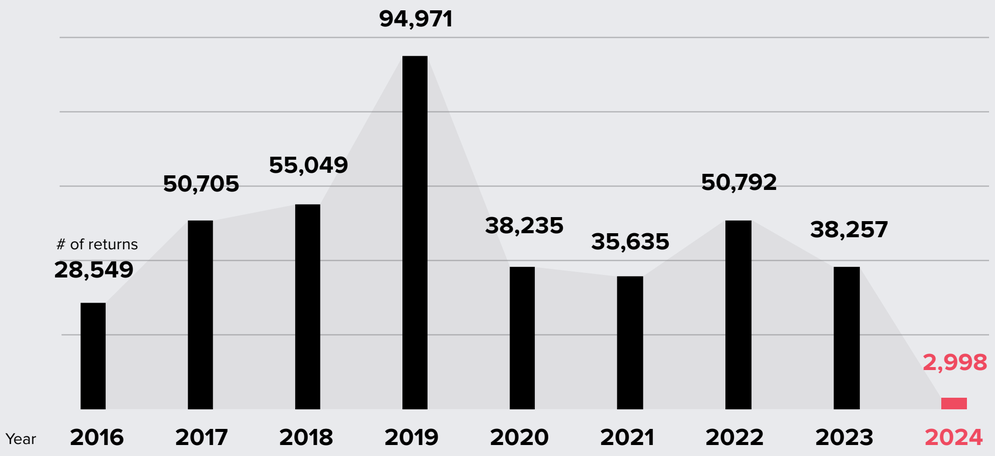

Return Trend

395,191
Total Refugee Returns from 01 January 2016 to 31 January 2024

2,998
Total Refugee Returns so far in 2024

More on Return

Resettlement

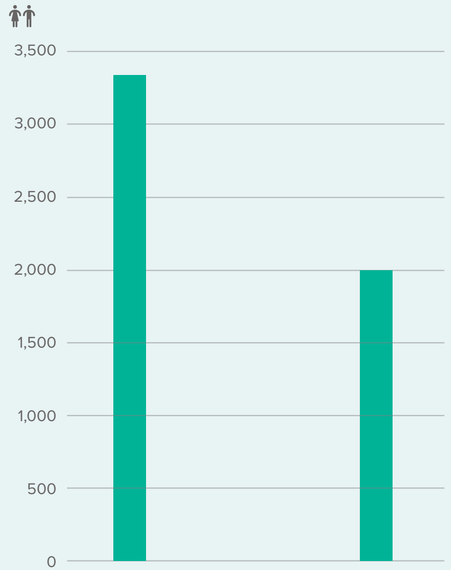

3,344
Resettlement Submissions & Resubmissions so far in 2024

1,998
Departures so far in 2024

More on Resettlement

Registered Syrian Refugees in Host Countries

31 January 2024 / Türkiye, Lebanon, Jordan, Iraq, and Egypt

Registered Syrian Refugees in Host Countries

5,095,219
total Registered Syrian Refugees so far in 2024
(Total includes Türkiye, Lebanon, Jordan, Iraq, Egypt, and North Africa)

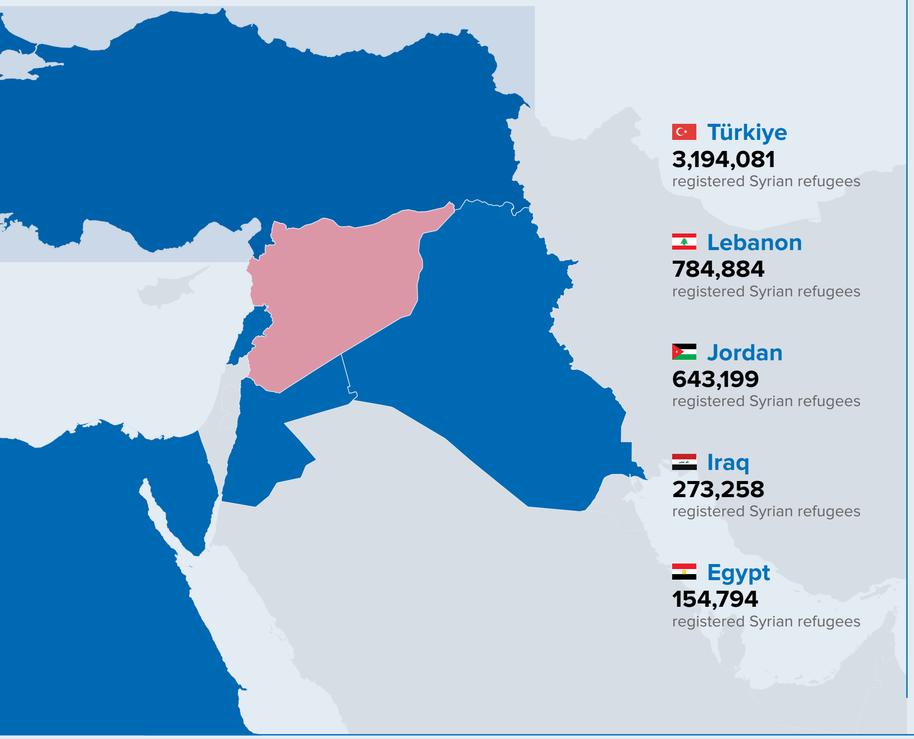

Türkiye
3,194,081
registered Syrian refugees

Lebanon
784,884
registered Syrian refugees

Jordan
643,199
registered Syrian refugees

Iraq
273,258
registered Syrian refugees

Egypt
154,794
registered Syrian refugees

Demography

Registered Syrian Refugees
5,095,219

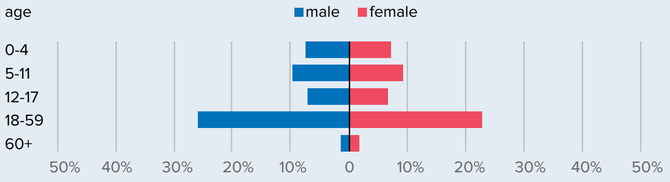

Registered Syrian Refugees (in-camp)
285,097

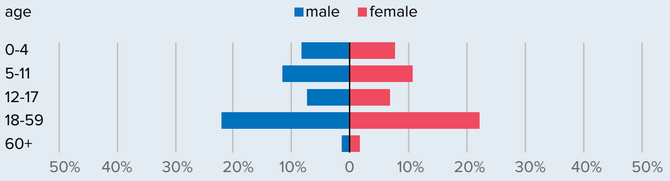

Registered Syrian Refugees (urban, peri-urban, rural areas)
4,810,122

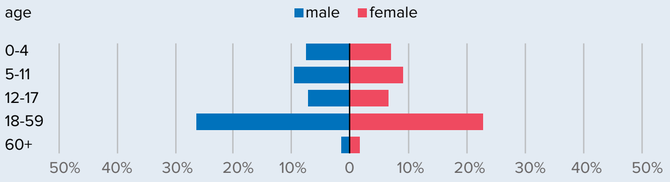

Key Facts

Click on the below for additional information

48% of the registered Syrian refugees are children under the age of 18.

94% of Syrian refugees across the region reside within the host community, mainly in urban areas; **6%** reside in camps.

Syrian refugee youth aged between 15 and 24 years old constitute around **20%** of the total registered Syrian population in the five countries.

In Jordan, **34%** of refugee families were found to have have at least one member with one or more disabilities. In Lebanon, **30%** of Syrian refugee households were found to have at least one member with a disability.

Return Trends

31 January 2024 / Türkiye, Lebanon, Jordan, Iraq, and Egypt

Total Monitored Returns since 2016

395,191

Türkiye	179,143
Lebanon*	87,218
Jordan	69,680
Iraq	55,350
Egypt	3,800

Total Monitored Returns so far in 2024

2,998

Türkiye	1,520
Lebanon	798
Jordan	482
Iraq	139
Egypt	59

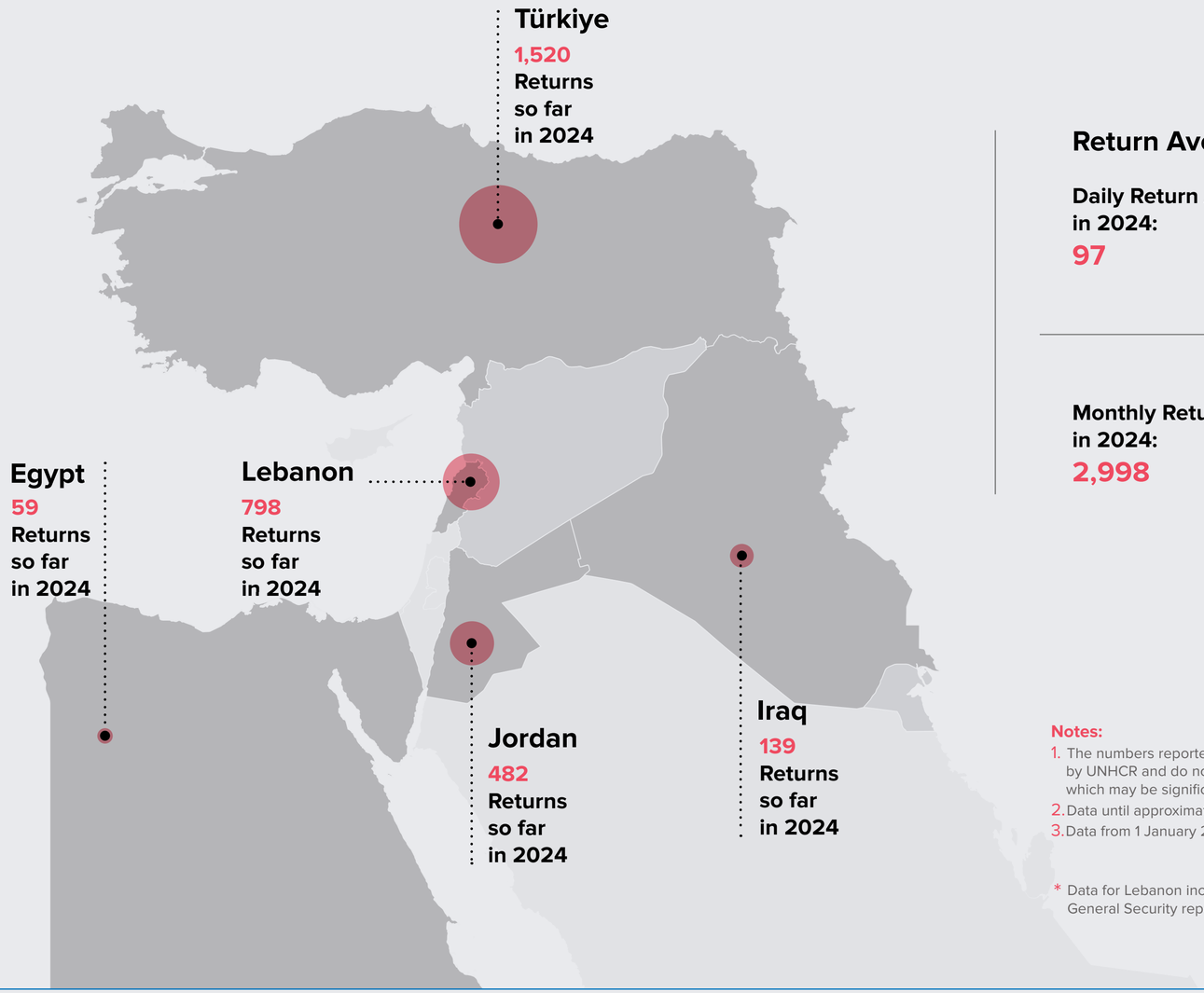

Return Average

Daily Return Average in 2024:
97

Monthly Return Average in 2024:
2,998

Notes:
1. The numbers reported are only those verified or monitored by UNHCR and do not reflect the entire number of returns, which may be significantly higher.
2. Data until approximately 31 January 2024.
3. Data from 1 January 2016 to approximately 31 January 2024.

* Data for Lebanon includes only those verified by UNHCR; General Security reported additional figures from their Group Returns.

Return Trends

31 January 2024 / Türkiye, Lebanon, Jordan, Iraq, and Egypt

Return Trends per Country

Türkiye | Lebanon | Jordan | Iraq | Egypt

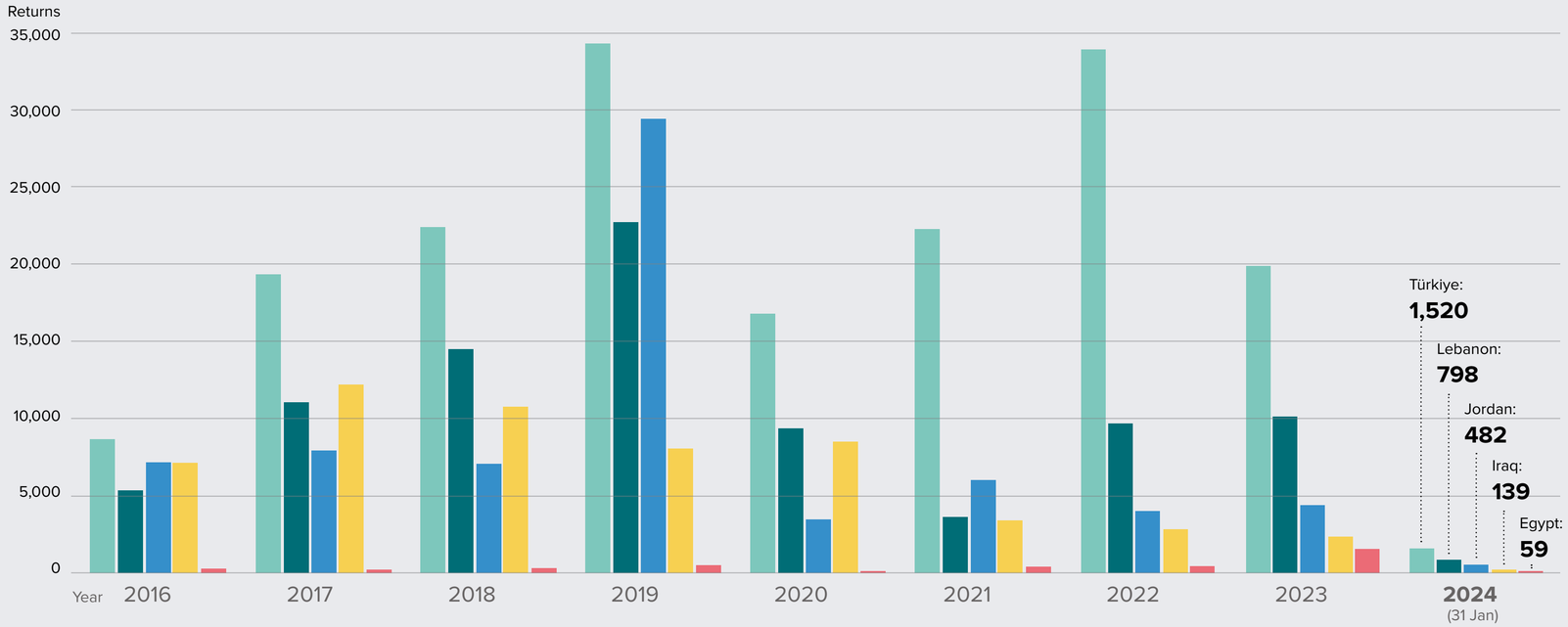

Return by Governorate of Origin (in 2024)

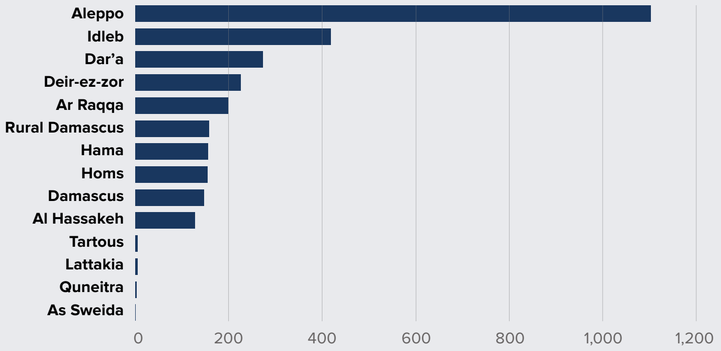

Return by Sex & Age (in 2024)

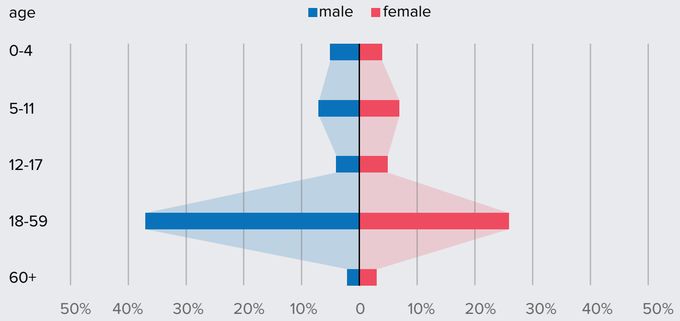

Monthly Regional Return Development (in 2024)

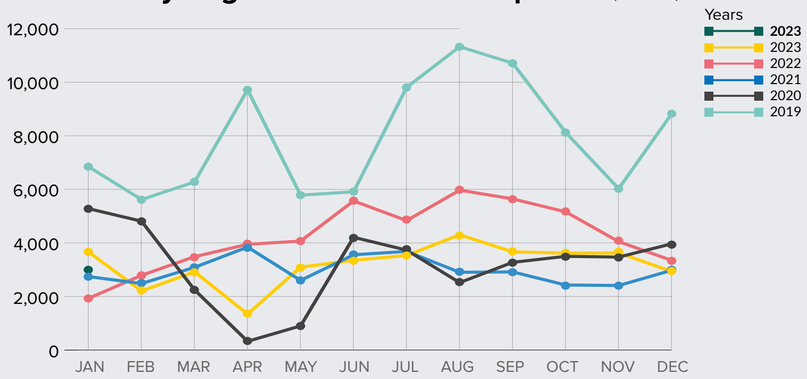

Resettlement Trends

31 January 2024 / Türkiye, Lebanon, Jordan, Iraq, and Egypt

Resettlement Submissions & Departures so far in 2024

2024 Submissions and Resubmissions
3,344

2024 Departures
1,998

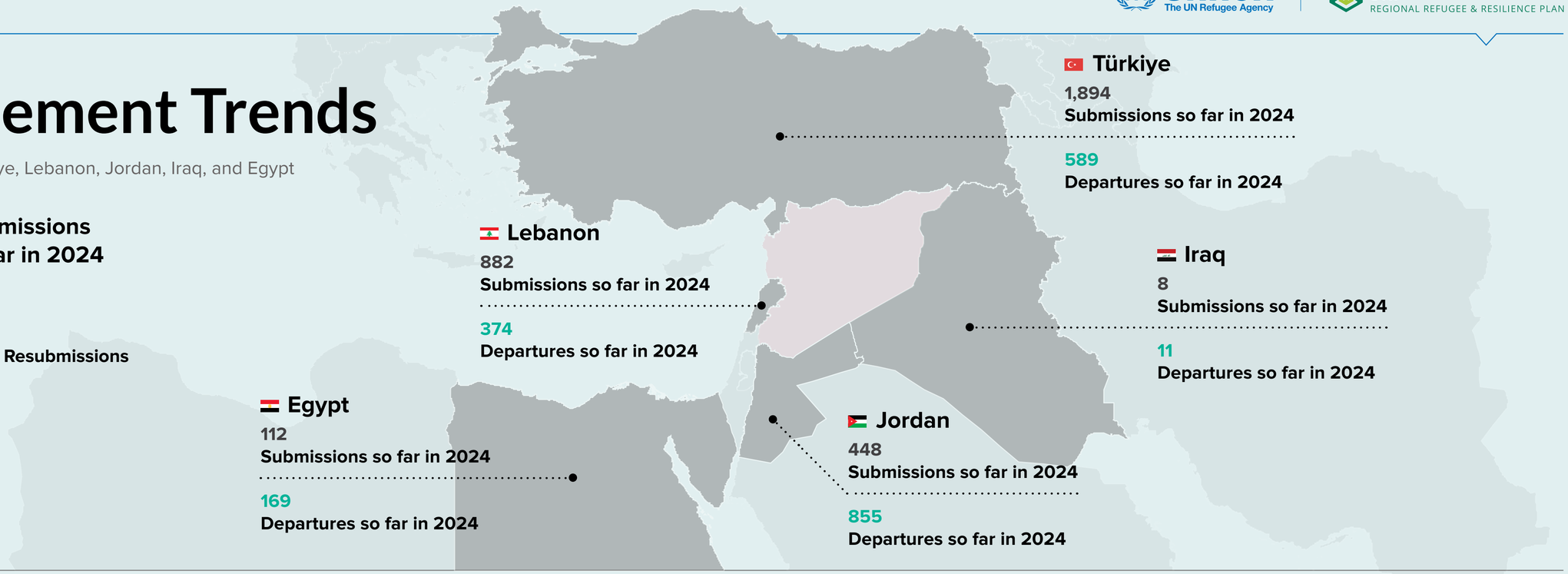

Türkiye
1,894
Submissions so far in 2024

589
Departures so far in 2024

Lebanon
882
Submissions so far in 2024

374
Departures so far in 2024

Iraq
8
Submissions so far in 2024

11
Departures so far in 2024

Egypt
112
Submissions so far in 2024

169
Departures so far in 2024

Jordan
448
Submissions so far in 2024

855
Departures so far in 2024

Resettlement in Previous Years

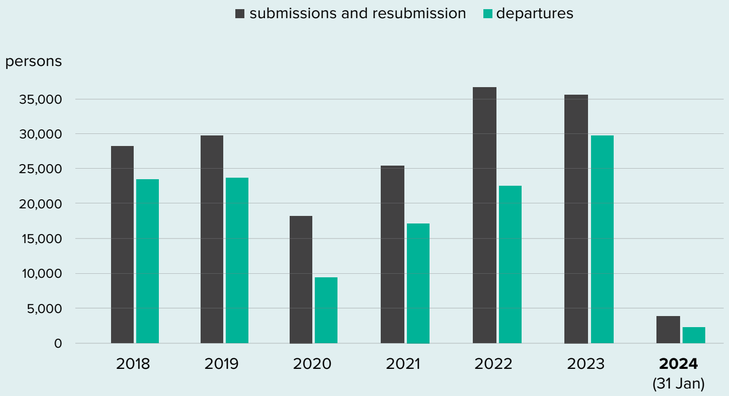

Resettlement Demography (in 2024)

data source: UNHCR Resettlement Data Finder

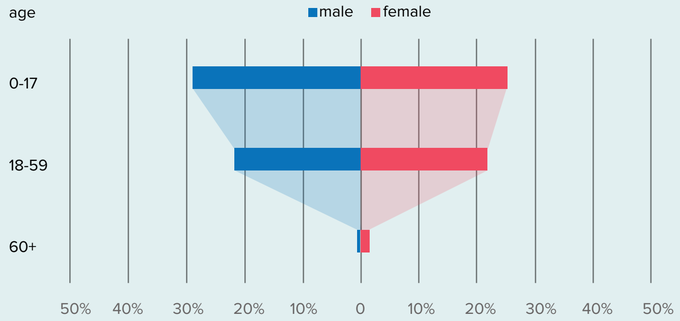

Main Countries of Resettlement (in 2024)
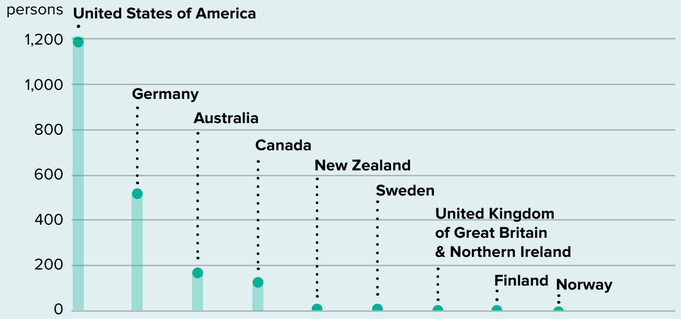
data source: UNHCR Resettlement Data Finder